

Episode 56MF November 27, 2023. Coast to Coast.

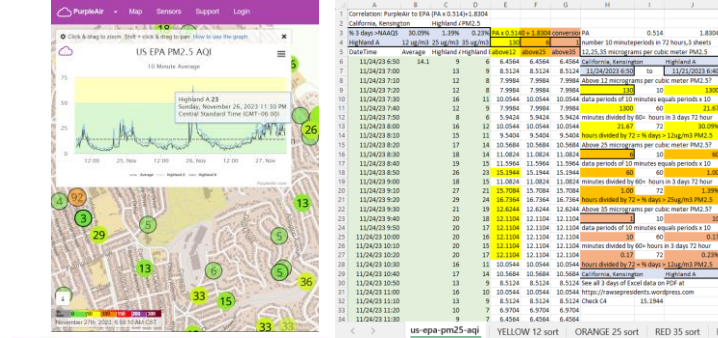
| Location  | PM2.5 over 3 days | % above 12ug/m3 PM2.5 | % above 25ug/m3 PM2.5 | % above 35ug/m3 PM2.5 |
|---|-------------------|-----------------------|-----------------------|-----------------------|
| California, Kensington                                      | 30                | 1                     | 0                     |                       |
| California, Trinidad  | 81                | 47                    | 20                    |                       |
| Maine, Winslow  | 25                | 3                     | 1                     |                       |
| Wisconsin, Black Earth, Daniel (Dane County)                | 71                | 35                    | 13                    |                       |
| Wisconsin, LaFarge (Vernon County)                          | 32                | 4                     | 0                     |                       |
| Wisconsin, Elinor St, Madison (Dane County)                 | 75                | 53                    | 31                    |                       |
| Wisconsin, Irvington, Madison (Dane County) * only 49 hours | 78                | 69                    | 65                    |                       |
| Wisconsin, Spring Green (Sauk County)                       | 69                | 30                    | 11                    |                       |
| Canada, BC Parksville, Acacia N                             | 63                | 26                    | 9                     |                       |
| Canada, BC Shulus, Office                                   | 87                | 68                    | 10                    |                       |
| Canada, Vancouver, Woodland                                 | 93                | 67                    | 41                    |                       |

| Location  | PM2.5 over 3 days | % above 12ug/m3 PM2.5 | % above 25ug/m3 PM2.5 | % above 35ug/m3 PM2.5 |
|---|-------------------|-----------------------|-----------------------|-----------------------|
| California, Kensington                                      | 30                | 1                     | 0                     |                       |
| California, Trinidad  | 81                | 47                    | 20                    |                       |
| Maine, Winslow  | 25                | 3                     | 1                     |                       |
| Wisconsin, Black Earth, Daniel (Dane County)                | 71                | 35                    | 13                    |                       |
| Wisconsin, LaFarge (Vernon County)                          | 32                | 4                     | 0                     |                       |
| Wisconsin, Elinor St, Madison (Dane County)                 | 75                | 53                    | 31                    |                       |
| Wisconsin, Irvington, Madison (Dane County) * only 49 hours | 78                | 69                    | 65                    |                       |
| Wisconsin, Spring Green (Sauk County)                       | 69                | 30                    | 11                    |                       |
| Canada, BC Parksville, Acacia N                             | 63                | 26                    | 9                     |                       |
| Canada, BC Shulus, Office                                   | 87                | 68                    | 10                    |                       |
| Canada, Vancouver, Woodland                                 | 93                | 67                    | 41                    |                       |

Correlation: PurpleAir to EPA (PA x 0.514)+1.8304

|  |            |                 |
|--|------------|-----------------|
| California, Kensington                         | Highland A | PM2.5           |
| % 3 days >NAAQS                                | 30.09%     | 1.39%           |
| Highland A                                     | 12 ug/m3   | 25 ug/m3        |
| number 10 minute periods in 72 hours, 3 sheets |            | 35 ug/m3        |
| 12,25,35 micrograms per cubic meter PM2.5      |            |                 |
| California, Kensington                         | Highland A |                 |
| 11/24/2023 6:50                                | to         | 11/21/2023 6:40 |

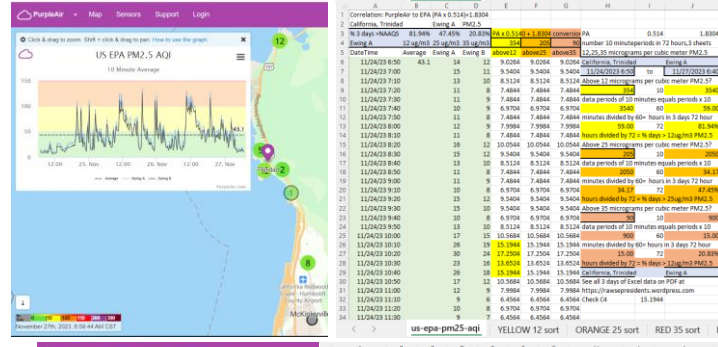
| Location  | PM2.5 over 3 days | % above 12ug/m3 PM2.5 | % above 25ug/m3 PM2.5 | % above 35ug/m3 PM2.5 |
|---|-------------------|-----------------------|-----------------------|-----------------------|
| California, Kensington                                      | 30                | 1                     | 0                     |                       |
| California, Trinidad  | 81                | 47                    | 20                    |                       |
| Maine, Winslow  | 25                | 3                     | 1                     |                       |
| Wisconsin, Black Earth, Daniel (Dane County)                | 71                | 35                    | 13                    |                       |
| Wisconsin, LaFarge (Vernon County)                          | 32                | 4                     | 0                     |                       |
| Wisconsin, Elinor St, Madison (Dane County)                 | 75                | 53                    | 31                    |                       |
| Wisconsin, Irvington, Madison (Dane County) * only 49 hours | 78                | 69                    | 65                    |                       |
| Wisconsin, Spring Green (Sauk County)                       | 69                | 30                    | 11                    |                       |
| Canada, BC Parksville, Acacia N                             | 63                | 26                    | 9                     |                       |
| Canada, BC Shulus, Office                                   | 87                | 68                    | 10                    |                       |
| Canada, Vancouver, Woodland                                 | 93                | 67                    | 41                    |                       |



Correlation: PurpleAir to EPA (PA x 0.514)+1.8304

|  |          |                 |
|--|----------|-----------------|
| California, Trinidad                           | Ewing A  | PM2.5           |
| % 3 days >NAAQS                                | 81.94%   | 47.45%          |
| Ewing A  | 12 ug/m3 | 25 ug/m3        |
| number 10 minute periods in 72 hours, 3 sheets |          | 35 ug/m3        |
| 12,25,35 micrograms per cubic meter PM2.5      |          |                 |
| California, Trinidad                           | Ewing A  |                 |
| 11/24/2023 6:50                                | to       | 11/27/2023 6:40 |

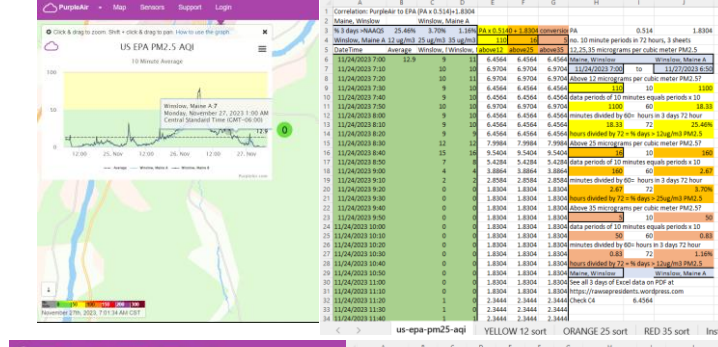
| Location                        | PM2.5 over 3 days | % above 12ug/m3 PM2.5 | % above 25ug/m3 PM2.5 | % above 35ug/m3 PM2.5 |
|---------------------------------|-------------------|-----------------------|-----------------------|-----------------------|
| Canada, BC Parksville, Acacia N | 63                | 26                    | 9                     |                       |
| Canada, BC Shulus, Office       | 87                | 68                    | 10                    |                       |
| Canada, Vancouver, Woodland     | 93                | 67                    | 41                    |                       |



Correlation: PurpleAir to EPA (PA x 0.514)+1.8304

|  |                  |                 |
|--|------------------|-----------------|
| Maine, Winslow                                 | Winslow, Maine A |                 |
| % 3 days >NAAQS                                | 25.46%           | 3.70%           |
| Winslow, Maine A                               | 12 ug/m3         | 25 ug/m3        |
| number 10 minute periods in 72 hours, 3 sheets |                  | 35 ug/m3        |
| 12,25,35 micrograms per cubic meter PM2.5      |                  |                 |
| Maine, Winslow                                 | Winslow, Maine A |                 |
| 11/24/2023 7:00                                | to               | 11/27/2023 6:50 |

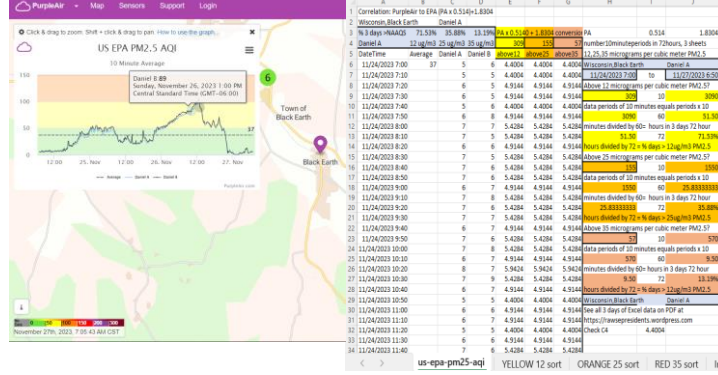
| Location       | PM2.5 over 3 days | % above 12ug/m3 PM2.5 | % above 25ug/m3 PM2.5 | % above 35ug/m3 PM2.5 |
|----------------|-------------------|-----------------------|-----------------------|-----------------------|
| Maine, Winslow | 25                | 3                     | 1                     |                       |



Correlation: PurpleAir to EPA (PA x 0.514)+1.8304

|  |          |                 |
|--|----------|-----------------|
| Wisconsin, Black Earth                         | Daniel A |                 |
| % 3 days >NAAQS                                | 71.53%   | 35.88%          |
| Daniel A                                       | 12 ug/m3 | 25 ug/m3        |
| number 10 minute periods in 72 hours, 3 sheets |          | 35 ug/m3        |
| 12,25,35 micrograms per cubic meter PM2.5      |          |                 |
| Wisconsin, Black Earth                         | Daniel A |                 |
| 11/24/2023 7:00                                | to       | 11/27/2023 6:50 |

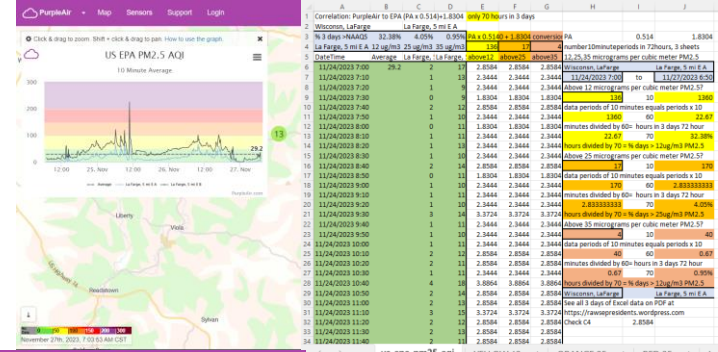
| Location                       | PM2.5 over 3 days | % above 12ug/m3 PM2.5 | % above 25ug/m3 PM2.5 | % above 35ug/m3 PM2.5 |
|--------------------------------|-------------------|-----------------------|-----------------------|-----------------------|
| Wisconsin, Black Earth, Daniel | 71                | 35                    | 13                    |                       |



Correlation: PurpleAir to EPA (PA x 0.514)+1.8304

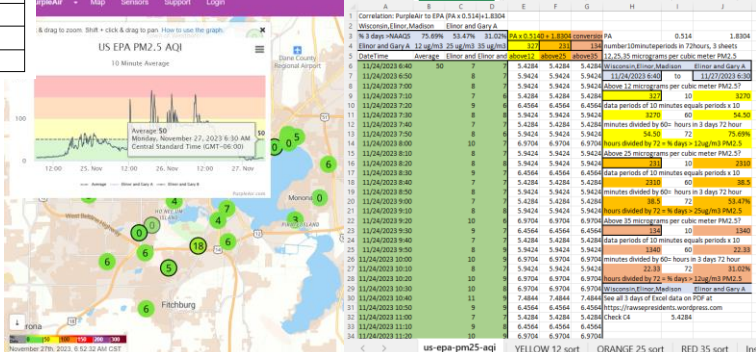
|  |          |                    |
|--|----------|--------------------|
| Wisconsin, LaFarge                         |          | La Farge, 5 mi E A |
| % 3 days >NAAQS                            | 32.38%   | 4.05% 0.95%        |
| La Farge, 5 mi E A                         | 12 ug/m3 | 25 ug/m3 35 ug/m3  |
| number10minuteperiods in 72hours, 3 sheets |          |                    |
| 12,25,35 micrograms per cubic meter PM2.5  |          |                    |
| Wisconsin, LaFarge                         |          | La Farge, 5 mi E A |
| 11/24/2023 7:00                            | to       | 11/27/2023 6:50    |

| Location PM2.5 over 3 days                                  | % above 12ug/m3 PM2.5 | % above 25ug/m3 PM2.5 | % above 35ug/m3 PM2.5 |
|---|-----------------------|-----------------------|-----------------------|
| California, Kensington                                      | 30                    | 1                     | 0                     |
| California, Trinidad  | 81                    | 47                    | 20                    |
| Maine, Winslow  | 25                    | 3                     | 1                     |
| Wisconsin, Black Earth, Daniel (Dane County)                | 71                    | 35                    | 13                    |
| Wisconsin, LaFarge (Vernon County)                          | 32                    | 4                     | 0                     |
| Wisconsin, Elinor St, Madison (Dane County)                 | 75                    | 53                    | 31                    |
| Wisconsin, Irvington, Madison (Dane County) * only 49 hours | 78                    | 69                    | 65                    |
| Wisconsin, Spring Green (Sauk County)                       | 69                    | 30                    | 11                    |
| Canada, BC Parksville, Acacia N                             | 63                    | 26                    | 9                     |
| Canada, BC Shulus, Office                                   | 87                    | 68                    | 10                    |
| Canada, Vancouver, Woodland                                 | 93                    | 67                    | 41                    |



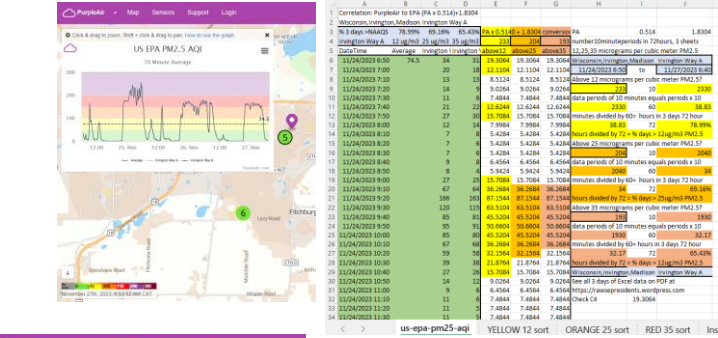
Correlation: PurpleAir to EPA (PA x 0.514)+1.8304

|  |          |                   |
|--|----------|-------------------|
| Wisconsin, Elinor, Madison                 |          | Elinor and Gary A |
| % 3 days >NAAQS                            | 75.69%   | 53.47% 31.02%     |
| Elinor and Gary A                          | 12 ug/m3 | 25 ug/m3 35 ug/m3 |
| number10minuteperiods in 72hours, 3 sheets |          |                   |
| 12,25,35 micrograms per cubic meter PM2.5  |          |                   |
| Wisconsin, Elinor, Madison                 |          | Elinor and Gary A |
| 11/24/2023 6:40                            | to       | 11/27/2023 6:30   |



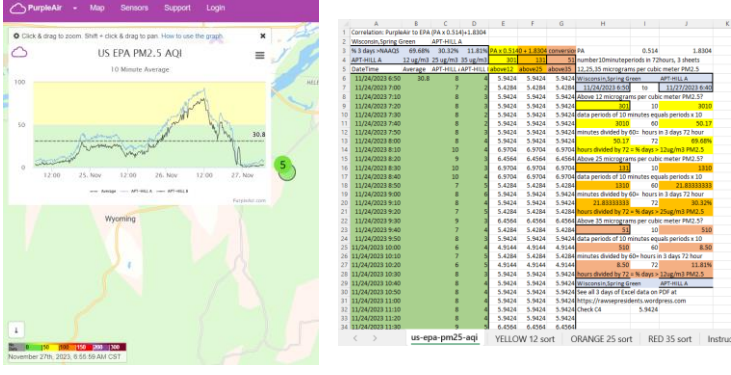
Correlation: PurpleAir to EPA (PA x 0.514)+1.8304

|  |          |                   |
|--|----------|-------------------|
| Wisconsin, Irvington, Madison              |          | Irvington Way A   |
| % 3 days >NAAQS                            | 78.99%   | 69.16% 65.43%     |
| Irvington Way A                            | 12 ug/m3 | 25 ug/m3 35 ug/m3 |
| number10minuteperiods in 72hours, 3 sheets |          |                   |
| 12,25,35 micrograms per cubic meter PM2.5  |          |                   |
| Wisconsin, Irvington, Madison              |          | Irvington Way A   |
| 11/24/2023 6:50                            | to       | 11/27/2023 6:40   |



Correlation: PurpleAir to EPA (PA x 0.514)+1.8304

|  |          |                   |
|--|----------|-------------------|
| Wisconsin, Spring Green                    |          | APT-HILL A        |
| % 3 days >NAAQS                            | 69.68%   | 30.32% 11.81%     |
| APT-HILL A                                 | 12 ug/m3 | 25 ug/m3 35 ug/m3 |
| number10minuteperiods in 72hours, 3 sheets |          |                   |
| 12,25,35 micrograms per cubic meter PM2.5  |          |                   |
| Wisconsin, Spring Green                    |          | APT-HILL A        |
| 11/24/2023 6:50                            | to       | 11/27/2023 6:40   |



# Correlation: PurpleAir to EPA (PA x 0.514)+1.8304

Canada, Parksville

Parksville, Acacia

% 3 days >NAAQS

63.43%

26.62%

9.03%

Acacia Street N Parksville, BC A

12 ug/m3

25 ug/m3

35 ug/m3

number 10 minute periods in 72 hours, 3 sheets

12, 25, 35 micrograms per cubic meter PM2.5

Canada, Parksville

Parksville, Acacia

11/24/2023 7:00

to

11/27/2023 6:50

# Correlation: PurpleAir to EPA (PA x 0.514)+1.8304

Canada, Shulus

LNIB L&EDOBldgA

% 3 days >NAAQS

87.50%

68.52%

10.42%

LNIB Lands and Economic Development Office Building A

12 ug/m3

25

ug/m3 35 ug/m3

number 10 minute periods in 72 hours, 3 sheets

12, 25, 35 micrograms per cubic meter PM2.5

Canada, Shulus

LNIB L&EDOBldgA

11/24/2023 7:00

to

11/27/2023 6:50

# Correlation: PurpleAir to EPA (PA x 0.514)+1.8304

Canada, Vancouver, Woodland

Park A

% 3 days >NAAQS

93.52%

67.82%

41.20%

Woodland Park A

12 ug/m3

25 ug/m3

35 ug/m3

number 10 minute periods in 72 hours, 3 sheets

12, 25, 35 micrograms per cubic meter PM2.5

Canada, Vancouver, Woodland

Park A

11/24/2023 7:10

to

11/27/2023 7:00

