

Episode 56RAK February 22, 2024. Milan or Pavia, Italy, City Snapshot PM2.5 % and level in micrograms per cubic meter over 3 days using PurpleAir Data. Highest 1117 at Liceo Caliroli CLEANSCHOOL in Pavia, Italy, and lowest 3 at Palazzo S.Felice - P@P-PA-48 in Pavia, Italy.

DateTime	Scuola Bodio A	Piazza Sempione A	viale bianca maria 26 A	Scuole Viale Corsica A	Gaggiano MI (CENTRO) A
Average PM2.5	89	85	94	90	89
%>= 9 ug/m3	100%	100%	100%	100%	100%
%>= 15 ug/m3	100%	100%	100%	100%	100%
%>= 25 ug/m3	100%	100%	100%	100%	100%
%>= 35 ug/m3	100%	100%	100%	100%	100%
%>= 45 ug/m3	100%	100%	100%	100%	100%
%>= 55 ug/m3	100%	100%	100%	100%	100%
%>= 65 ug/m3	98%	96%	99%	100%	99%
%>= 75 ug/m3	93%	92%	97%	92%	97%

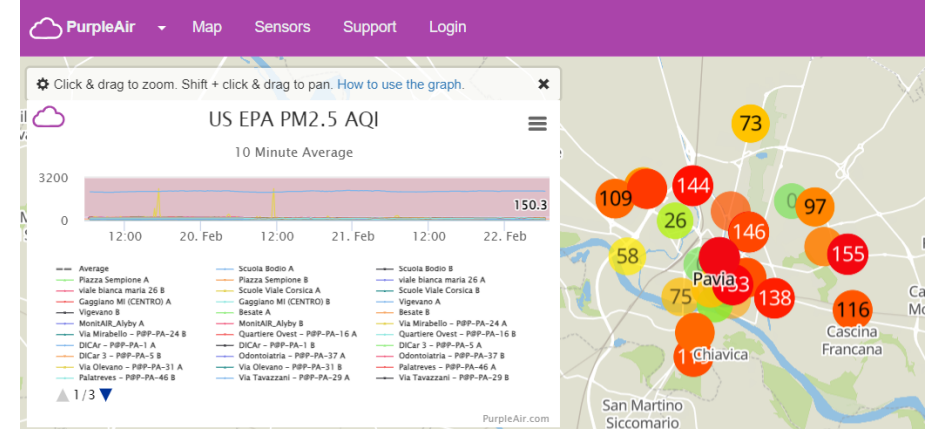
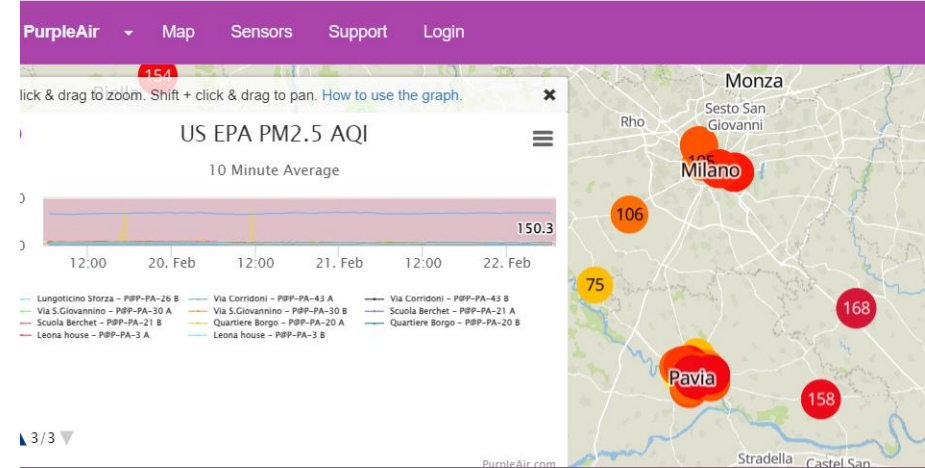
Scuola Bodio A	Piazza Sempione A	viale bianca maria 26 A	Scuole Viale Corsica A	Gaggiano MI (CENTRO) A
Milan, Italy	Milan, Italy	Milan, Italy	Milan, Italy	Pavia, Italy

# of monitor	1	2	3	4	5
--------------	---	---	---	---	---

DateTime	Vigevano A	Besate A	MonitAIR_Alyby A	Via Mirabello - P@P-PA-24 A	Quartiere Ovest - P@P-PA-16 A
Average PM2.5	62	60	96	41	72
%>= 9 ug/m3	100%	100%	100%	100%	100%
%>= 15 ug/m3	100%	100%	100%	100%	100%
%>= 25 ug/m3	100%	100%	100%	100%	100%
%>= 35 ug/m3	100%	100%	100%	88%	100%
%>= 45 ug/m3	96%	95%	100%	1%	100%
%>= 55 ug/m3	69%	62%	100%	0%	95%
%>= 65 ug/m3	33%	31%	100%	0%	71%
%>= 75 ug/m3	20%	8%	100%	0%	35%

Vigevano A	Besate A	MonitAIR_Alyby A	Via Mirabello - P@P-PA-24 A	Quartiere Ovest - P@P-PA-16 A
Pavia, Italy	Pavia, Italy	Pavia, Italy	Pavia, Italy	Pavia, Italy

# of monitor	6	7	8	9	10
--------------	---	---	---	---	----

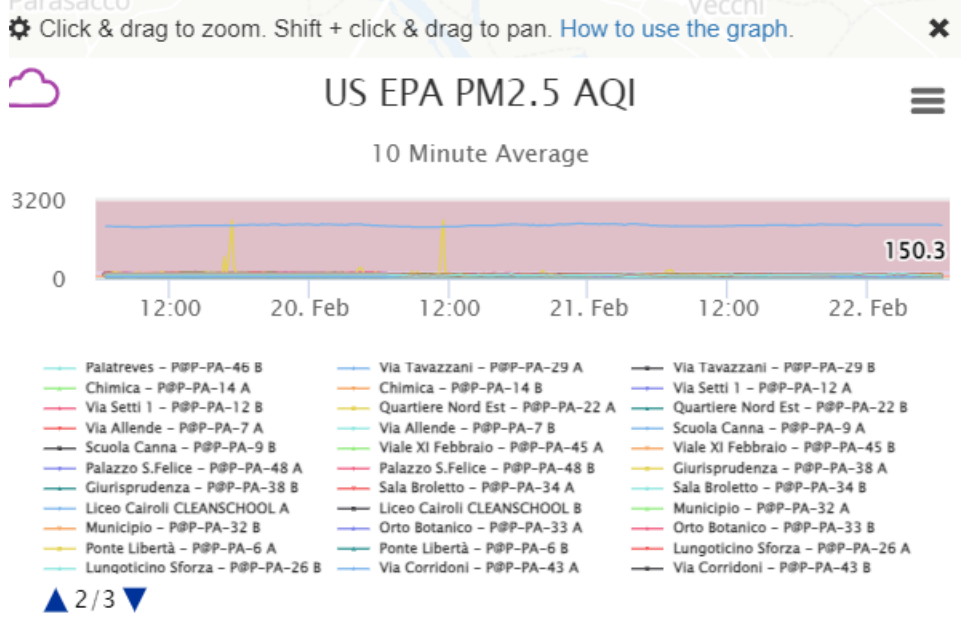
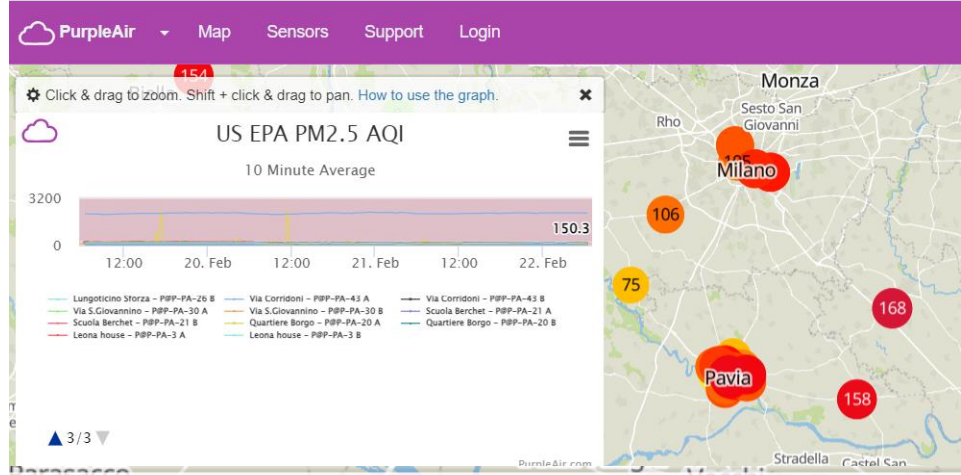


DateTime	DICar - P@P-PA-1 A	DICar 3 - P@P-PA-5 A	Odontoiatria - P@P-PA-37 A	Via Olevano - P@P-PA-31 A	Palatreves - P@P-PA-46 A
Average PM2.5	65	76	88	106	2
%>= 9 ug/m3	100%	100%	100%	100%	0%
%>= 15 ug/m3	100%	100%	100%	100%	0%
%>= 25 ug/m3	100%	100%	100%	100%	0%
%>= 35 ug/m3	100%	100%	100%	100%	0%
%>= 45 ug/m3	97%	100%	100%	100%	0%
%>= 55 ug/m3	78%	99%	100%	100%	0%
%>= 65 ug/m3	56%	83%	100%	100%	0%
%>= 75 ug/m3	28%	62%	92%	99%	0%

	DICar - P@P-PA-1 A Pavia, Italy	DICar 3 - P@P-PA-5 A Pavia, Italy	Odontoiatria - P@P-PA-37 A Pavia, Italy	Via Olevano - P@P-PA-31 A Pavia, Italy	Palatreves - P@P-PA-46 A Pavia, Italy
# of monitor	11	12	13	14	15

DateTime	Via Tavazzani - P@P-PA-29 A	Chimica - P@P-PA-14 A	Via Setti 1 - P@P-PA-12 A	Quartiere Nord Est - P@P-PA-22 A	Via Allende - P@P-PA-7 A
Average PM2.5	73	25	74	68	86
%>= 9 ug/m3	100%	100%	100%	100%	100%
%>= 15 ug/m3	100%	88%	100%	100%	100%
%>= 25 ug/m3	100%	53%	100%	100%	100%
%>= 35 ug/m3	100%	8%	100%	100%	100%
%>= 45 ug/m3	100%	0%	100%	100%	100%
%>= 55 ug/m3	100%	0%	97%	87%	100%
%>= 65 ug/m3	79%	0%	80%	65%	99%
%>= 75 ug/m3	36%	0%	41%	35%	87%

	Via Tavazzani - P@P-PA-29 A Pavia, Italy	Chimica - P@P-PA-14 A Pavia, Italy	Via Setti 1 - P@P-PA-12 A Pavia, Italy	Quartiere Nord Est - P@P-PA-22 A Pavia, Italy	Via Allende - P@P-PA-7 A Pavia, Italy
# of monitor	16	17	18	19	20

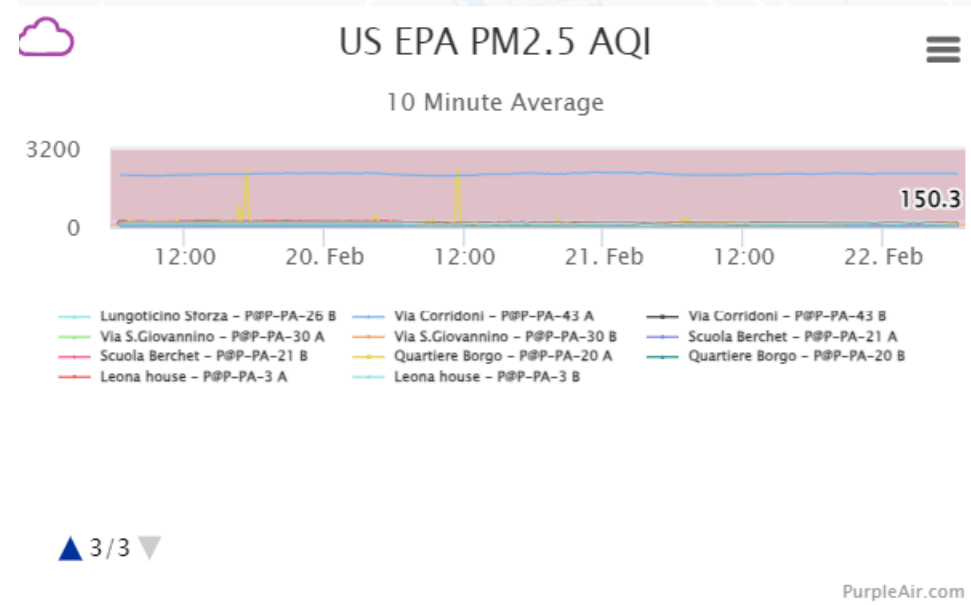
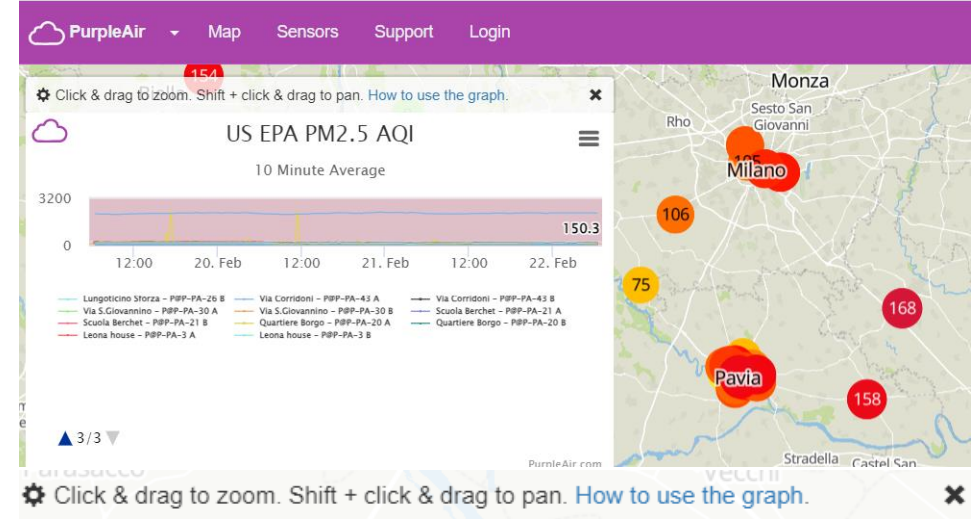


DateTime	Scuola Cannà - P@P-PA-9 A	Viale XI Febbraio - P@P-PA-45 A	Palazzo S.Felice - P@P-PA-48 A	Giurisprudenza - P@P-PA-38 A	Sala Broletto - P@P-PA-34 A
Average PM2.5	55	90	3	40	67
%>= 9 ug/m3	100%	100%	0%	100%	100%
%>= 15 ug/m3	100%	100%	0%	100%	100%
%>= 25 ug/m3	100%	100%	0%	97%	100%
%>= 35 ug/m3	97%	100%	0%	71%	100%
%>= 45 ug/m3	84%	100%	0%	34%	97%
%>= 55 ug/m3	47%	100%	0%	0%	84%
%>= 65 ug/m3	29%	98%	0%	0%	62%
%>= 75 ug/m3	1%	95%	0%	0%	32%

	Scuola Cannà - P@P-PA-9 A Pavia, Italy	Viale XI Febbraio - P@P-PA-45 A Pavia, Italy	Palazzo S.Felice - P@P-PA-48 A Pavia, Italy	Giurisprudenza - P@P-PA-38 A Pavia, Italy	Sala Broletto - P@P-PA-34 A Pavia, Italy
# of monitor	21	22	23	24	25

DateTime	Liceo Cairoli CLEANSCHOOL A	Municipio - P@P-PA-32 A	Orto Botanico - P@P-PA-33 A	Ponte Libertà - P@P-PA-6 A	Lungotico Sforza - P@P-PA-26 A
Average PM2.5	1117	87	79	25	19
%>= 9 ug/m3	100%	100%	100%	99%	97%
%>= 15 ug/m3	100%	100%	100%	90%	67%
%>= 25 ug/m3	100%	100%	100%	53%	30%
%>= 35 ug/m3	100%	100%	100%	9%	1%
%>= 45 ug/m3	100%	100%	100%	0%	0%
%>= 55 ug/m3	100%	100%	98%	0%	0%
%>= 65 ug/m3	100%	98%	90%	0%	0%
%>= 75 ug/m3	100%	88%	69%	0%	0%

	Liceo Cairoli CLEANSCHOOL A Pavia, Italy	Municipio - P@P-PA-32 A Pavia, Italy	Orto Botanico - P@P-PA-33 A Pavia, Italy	Ponte Libertà - P@P-PA-6 A Pavia, Italy	Lungotico Sforza - P@P-PA-26 A Pavia, Italy
# of monitor	26	27	28	29	30



DateTime	Via Corridoni - P@P-PA-43 A	Via S.Giovannino - P@P-PA-30 A	Scuola Berchet - P@P-PA-21 A	Quartiere Borgo - P@P-PA-20 A	Leona house - P@P-PA-3 A
Average PM2.5	30	76	76	70	78
%>= 9 ug/m3	100%	100%	100%	100%	100%
%>= 15 ug/m3	97%	100%	100%	100%	100%
%>= 25 ug/m3	76%	100%	100%	100%	100%
%>= 35 ug/m3	33%	100%	100%	100%	100%
%>= 45 ug/m3	0%	100%	100%	98%	99%
%>= 55 ug/m3	0%	97%	99%	88%	97%
%>= 65 ug/m3	0%	84%	86%	65%	88%
%>= 75 ug/m3	0%	59%	51%	35%	62%

	Via Corridoni - P@P-PA-43 A Pavia, Italy	Via S.Giovannino - P@P-PA-30 A Pavia, Italy	Scuola Berchet - P@P-PA-21 A Pavia, Italy	Quartiere Borgo - P@P-PA-20 A Pavia, Italy	Leona house - P@P-PA-3 A Pavia, Italy
# of monitor	31	32	33	34	35

